

SPECIFICATION

Model: 35UVA+UVC06-003

Date: 2020/5/6

NO: RM-003

Approved	Checked	Drawn

版本	修订日期	文件修订内容	备注
A0	2020/5/6	首次发行	魏峰

制作	胡满意	日期	2020年5月6日	
核准	魏峰	日期	2020年5月6日	
版本号	A0	受控日期	2020年5月6日	



35UVA+UVC06-003

Datasheet

The 3535 LED light source is a high-performance energy-saving device that can handle high heat and high drive current.

此款3535 LED光源是一种高性能节能器件，可以处理高热量和高驱动电流。

The Purple LED light source with peak wavelength ranging from 270nm to 280nm and 390-405nm.

紫外LED光源峰值波长为270nm ~280nm,390-400nm.

This part has a foot print that is compatible to most of the same size LED in the market today.

此器件的焊盘兼容当今市场上大部分相同大小的LED。



FEATURES/特点

- ✓ Deep UV LED with emission wavelength between 270nm to 280nm and 390-405nm
具有发射波长的深紫外光LED在270nm至280nm 和390-400nm.
- ✓ Compatible with reflow soldering process
兼容回流焊工艺
- ✓ Low thermal resistance/热阻低
- ✓ Wide viewing angle at 120°
120° 大发光角度
- ✓ Superior ESD protection
优越的ESD保护
- ✓ Environmental friendly, RoHS compliance
材质环保，符合RoHS要求

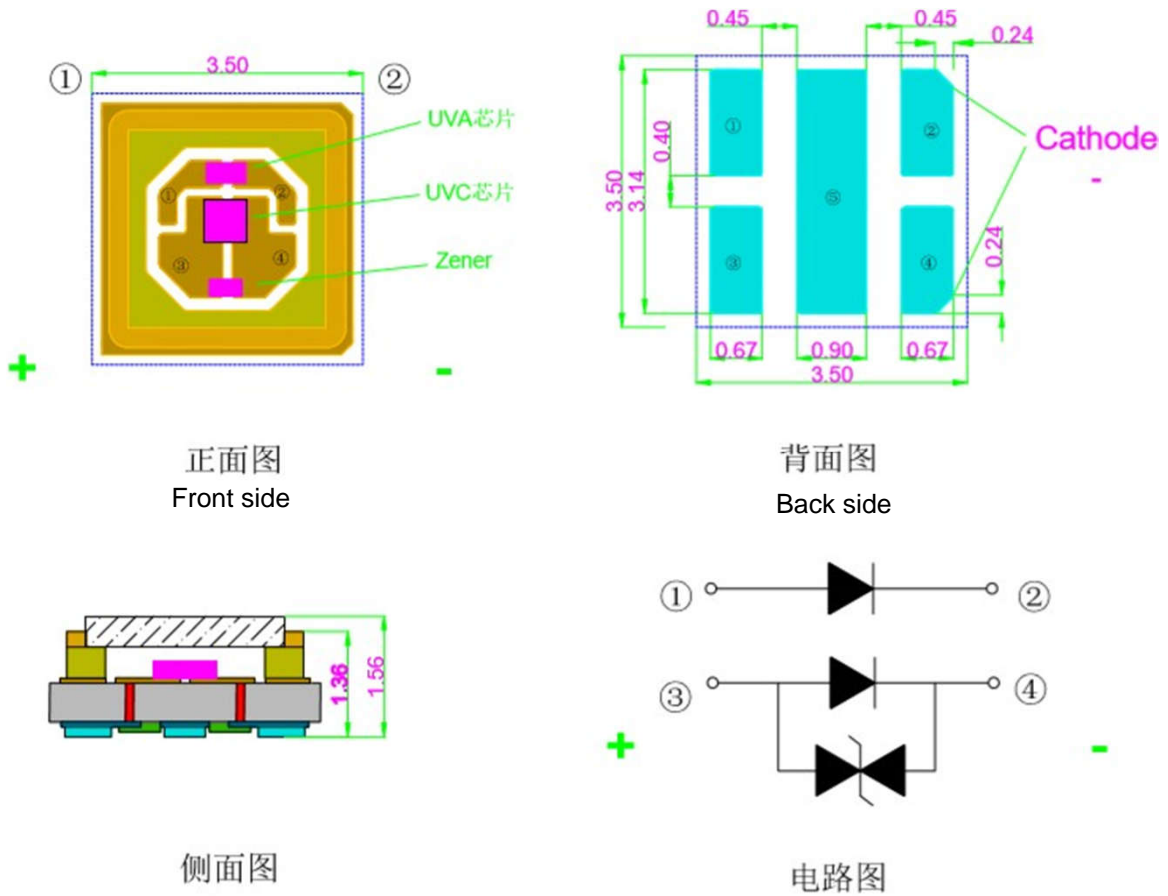
APPLICATIONS/应用

- ✓ Personal hygiene 个人卫生
- ✓ Portable devices 便携设备
- ✓ Water disinfection 水消毒
- ✓ Surface disinfection 表面消毒
- ✓ Air disinfection 空气消毒

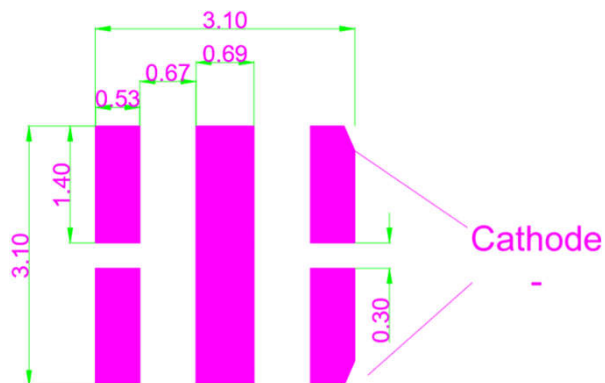
Note: The information in this document is subject to change without notice.

注：本文件中的信息如有变更，恕不另行通知。

PACKAGE DIMENSIONS 封装尺寸



Recommended Solder Pad Design 推荐焊盘设计



Notes/ 注:

1. All dimensions in millimeters.所有尺寸单位为mm
2. Thickness tolerance of copper plate is ± 0.02 mm. 铜材料片厚度公差为 ± 0.02 mm
3. Thickness tolerance of product is ± 0.05 mm. 产品厚度公差为 ± 0.05 mm
4. Tolerance is ± 0.1 mm unless otherwise noted. 如未特别注明，默认公差为 ± 0.1 mm

ABSOLUTE MAXIMUM RATINGS最大限定参数 (UVA) (Ta=25°C)

Parameter 项目名称	Symbol 符号	Value 规格	Unit 单位
Forward current 正向电流	I_F	200	mA
Reverse Voltage 反向电压	V_R	5	V
Power Dissipation 消耗功率	P_d	500	mW
Operating Temperature 工作温度	T_{opr}	-40~+80	°C
Storage Temperature 储存温度	T_{stg}	-40~+80	°C
Soldering Temperature 焊接温度	T_{sld}	Reflow Soldering: 260°C for 10 seconds	
结温 (Junction Temperature)	T_s	115	°C

CHARACTERISTICS光电参数(UVA)(Ta=25°C)

Parameter 项目名称	Sym bol 单位	Condition 条件	Min 最小值	Typ 中间值	Max 最大值	Unit 单位
Reverse Current反向漏电流	I_R	$V_R=5V$	--	--	3	uA
Forward Voltage正向电压	V_F	$I_F=150mA$	3.0	3.2	3.4	V
Viewing Angle发光角度	$2\theta_{1/2}$	$I_F=150mA$	--	120	--	deg.
Radiant Flux辐射功率	Φ_e	$I_F=150mA$		20		mW
peak wavelength峰值波长	λ_P	$I_F=150mA$	390	395	400	nm

Notes/注:

1. Radiant Flux is measured with an accuracy of $\pm 5\%$. 辐射功率的测量精度为 $\pm 5\%$ 。
2. peak wavelength is measured with an accuracy of $\pm 5\%$. 峰值波长的测量精度为 $\pm 5\%$ 。
3. All measurements were made under the standardized environment of Tuozhan
所有的测量都是在拓展的标准环境下进行的

ABSOLUTE MAXIMUM RATINGS最大限定参数 (UVC) (Ta=25°C)

Parameter 项目名称	Symbol 符号	Value 规格	Unit 单位
Forward current 正向电流	I _F	150	mA
Reverse Voltage 反向电压	V _R	10	V
Power Dissipation 消耗功率	P _d	700	mW
Operating Temperature 工作温度	T _{opr}	-40~+80	°C
Storage Temperature 储存温度	T _{stg}	-40~+80	°C
Soldering Temperature 焊接温度	T _{sld}	Reflow Soldering: 260°C for 10 seconds	
LED Solder Temperature 焊点温度	T _s	80	°C

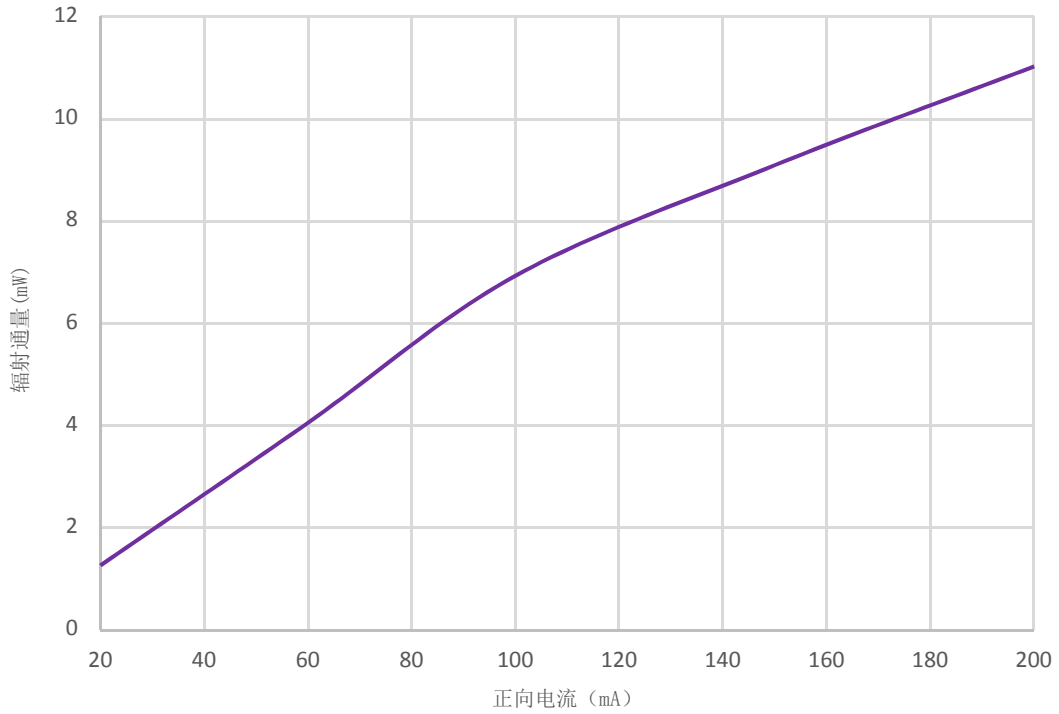
CHARACTERISTICS光电参数(UVC)(Ta=25°C)

Parameter 项目名称	Symbol 单位	Condition 条件	Min 最小值	Typ 中间值	Max 最大值	Unit 单位
Reverse Current 反向电压	I _R	V _R =10V	--	--	1	uA
Forward Voltage 正向电压	V _F	I _F =100mA	5.0	6.5	8.0	V
Viewing Angle 发光角度	2θ _{1/2}	I _F =100mA	--	120	--	deg.
Radiant Flux 辐射功率	Φ _e	I _F =100mA	8	10	12	mW
peak wavelength 峰值波长	λ _P	I _F =100mA	270	275	285	nm

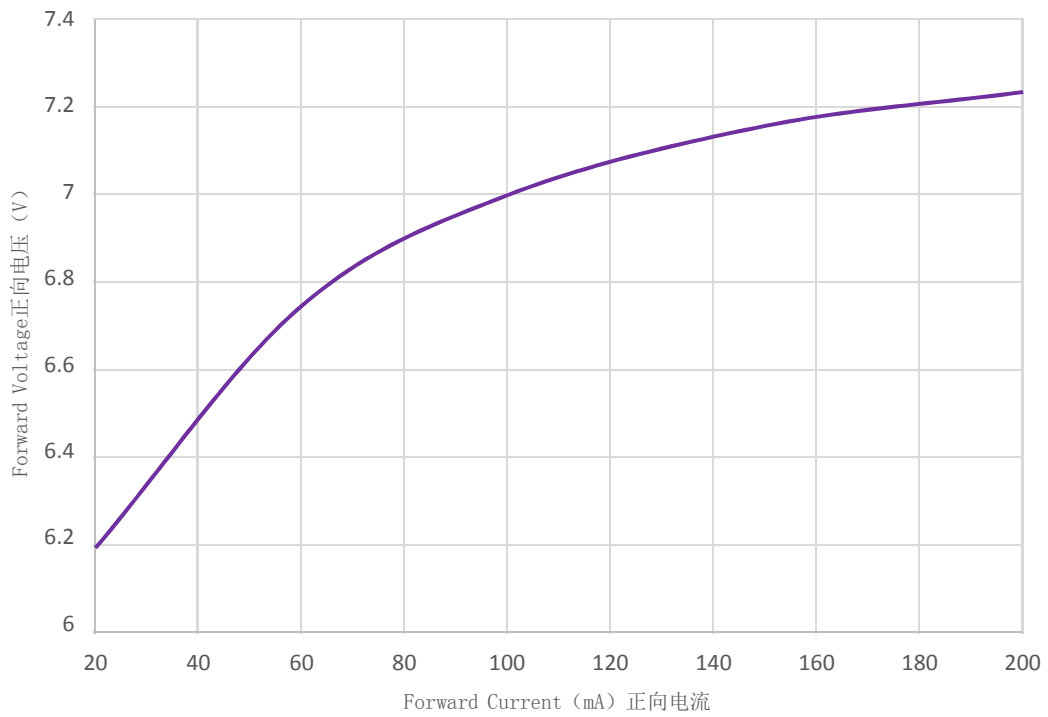
Notes/注:

1. Radiant Flux is measured with an accuracy of ± 5%. 辐射功率的测量精度为± 5%。
2. peak wavelength is measured with an accuracy of ± 5%. 峰值波长的测量精度为± 5%。
3. All measurements were made under the standardized environment of Tuozhan 所有的测量都是在拓展的标准环境下进行的

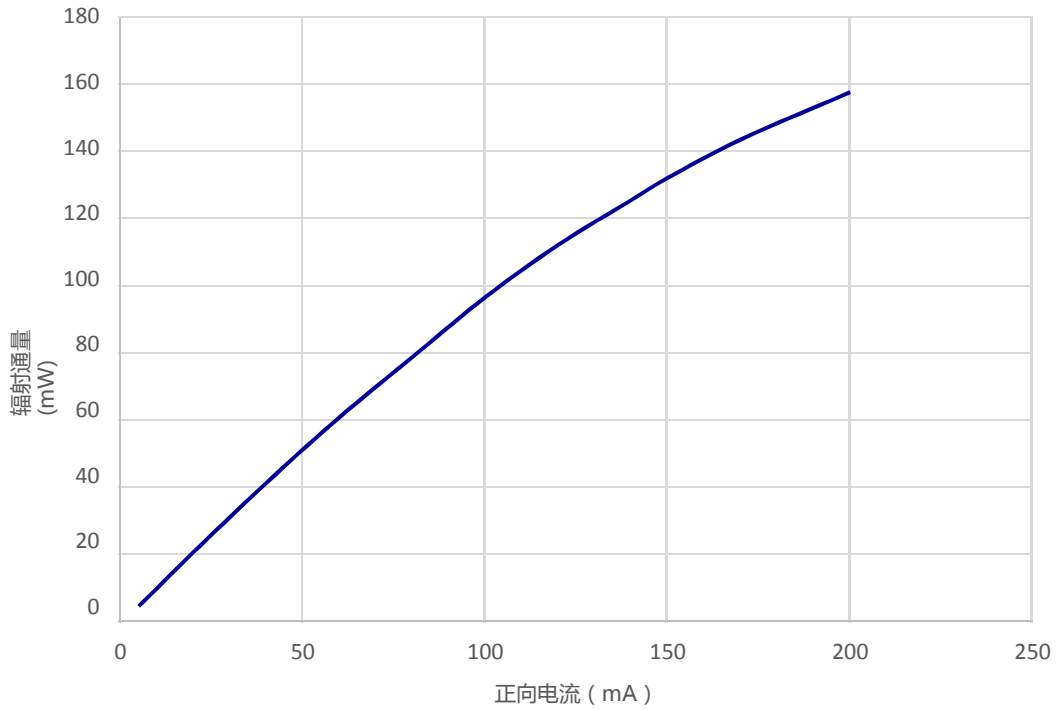
RELATIVE RADIANT FLUX VS. CURRENT 相对光通量VS电流 ($T_j=25^\circ\text{C}$)—UVC



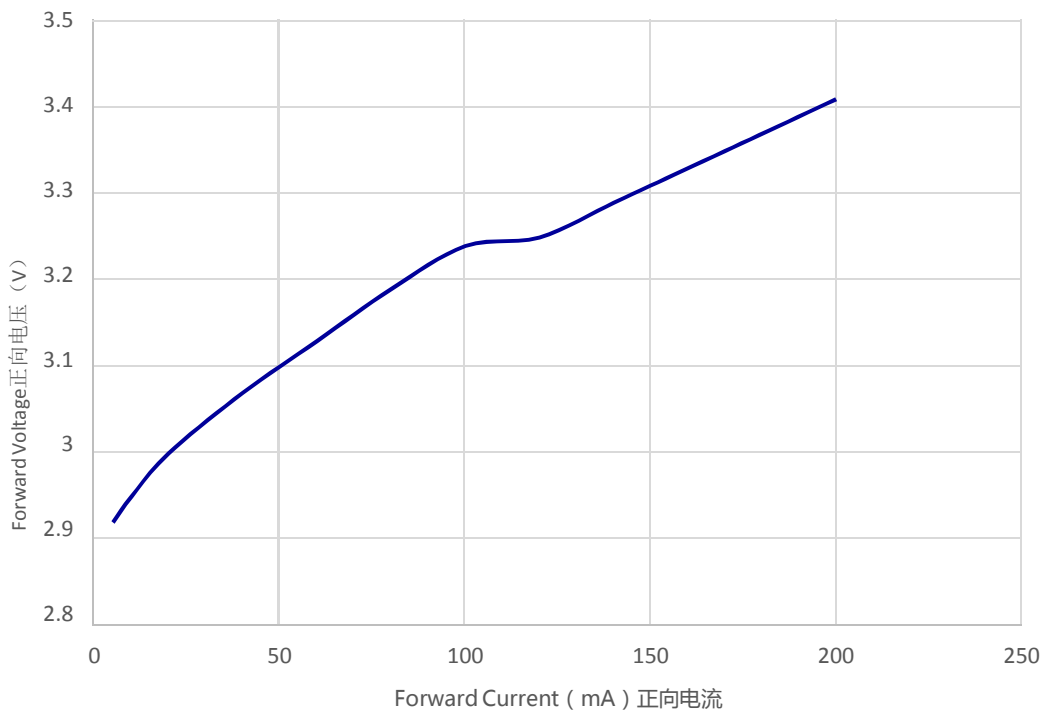
ELECTRICAL CHARACTERISTICS 电特性 ($T_j=25^\circ\text{C}$)—UVC



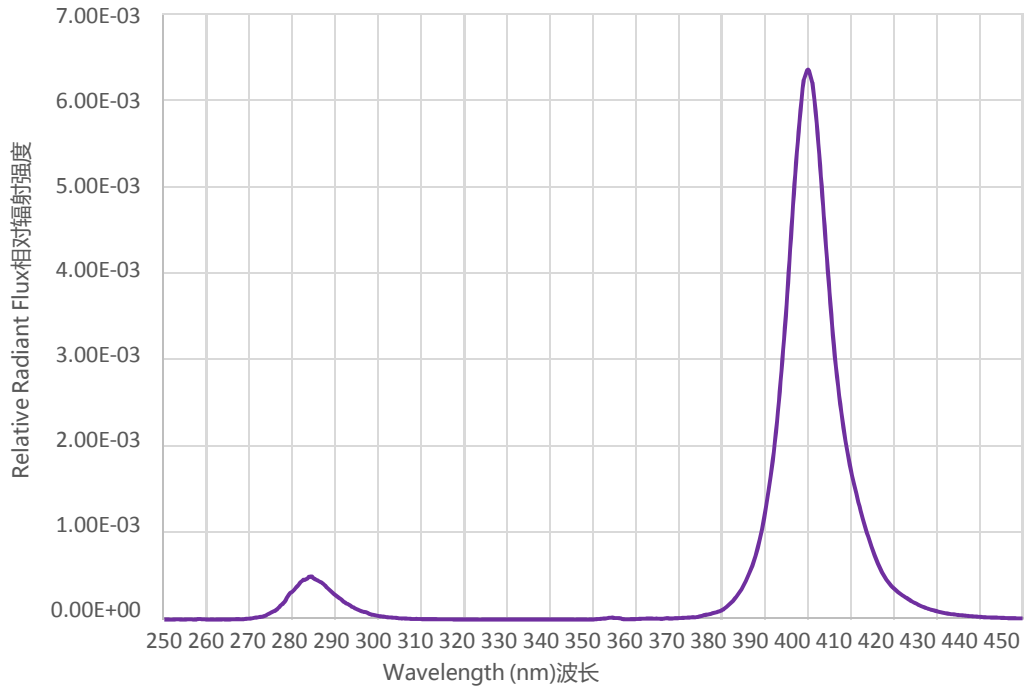
RELATIVE RADIANT FLUX VS. CURRENT 相对光通量VS电流 ($T_j=25^\circ\text{C}$)—UVA



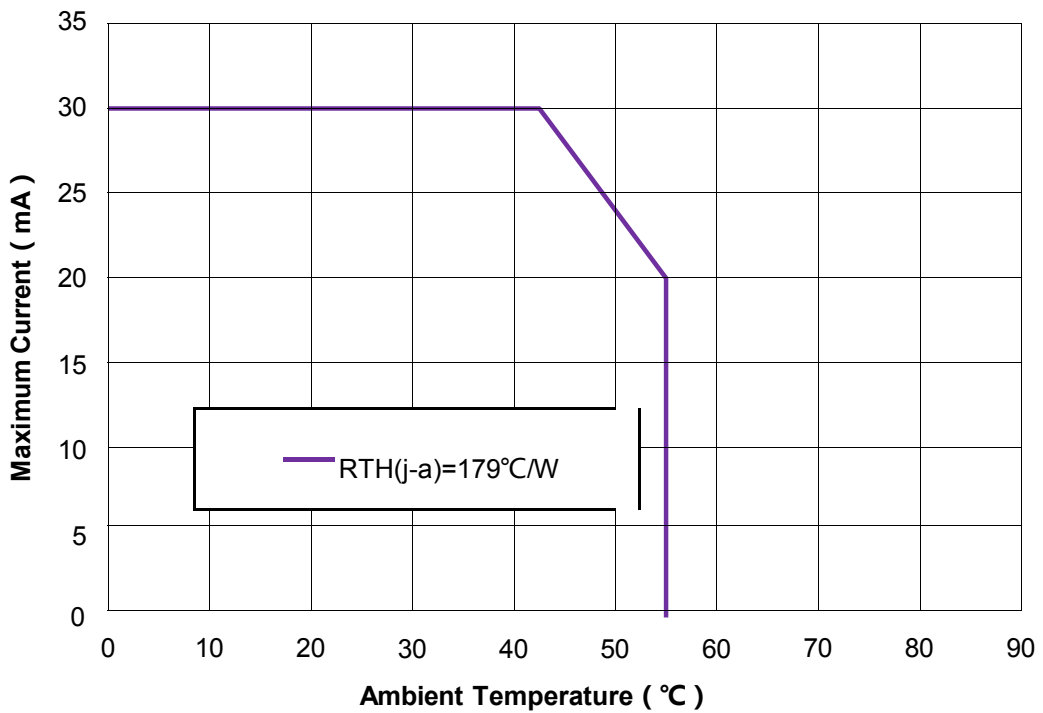
ELECTRICAL CHARACTERISTICS 电特性 ($T_j=25^\circ\text{C}$)—UVA



RELATIVE SPECTRAL POWER DISTRIBUTION 相对光谱功率分布 ($T_j=25^\circ\text{C}$)



CURRENT VS. AMBIENT TEMPERATURE 电流与环境温度



SORTING RANKS(UVA)分光等级——UVA**(1) Radiant Flux辐射功率 (Tj=25°C)**

Part Number型号	Condition条件	Rank等级		Unit单位
35UVA+UVC02-002	150mA	QF	QG	mW
		100-150	150-200	

(2) Forward Voltage正向电压 (Tj=25°C)

Rank等级	Condition条件	Min最小值	Max最大值	Unit单位
BA	150mA	3.0	3.2	V
BB		3.2	3.4	

(3) peak wavelength峰值波长 (Tj=25°C)

Part Number型号	Condition条件	Rank等级		Unit单位
35UVA+UVC02-002	150mA	CG	CG	nm
		390-395	395-400	

Notes/注:

- 10% tolerance for Radiant Flux may be caused by measurement inaccuracy.
光辐射功率测量精度误差± 10%
- Measurement Uncertainty of the Forward Voltage : ± 0.03V
正向电压测量误差:± 0.03V

SORTING RANKS(UVC)分光等级——UVC**(1) Radiant Flux辐射功率 (Tj=25°C)**

Part Number型号	Condition条件	Rank等级		Unit单位
35UVA+UVC06-003	100mA	LK	MA	mW
		8.5-10	10-12	

(2) Forward Voltage正向电压 (Tj=25°C)

Rank等级	Condition条件	Min最小值	Max最大值	Unit单位
CD	100mA	5.2	5.6	V
CE		5.6	6.0	
DA		6.0	6.4	
DB		6.4	6.8	
DC		6.8	7.2	
DD		7.2	7.6	
DE		7.6	8.0	
EA		8.0	8.4	

(3) peak wavelength峰值波长 (Tj=25°C)

Part Number型号	Condition条件	Rank等级		Unit单位
35UVA+UVC06-003	100mA	QB	QC	nm
		260-270	270-280	
		QD		
		280-290		

Notes/注:

- 10% tolerance for Radiant Flux may be caused by measurement inaccuracy.
光辐射功率测量精度误差± 10%
- Measurement Uncertainty of the Forward Voltage : ± 0.03V
正向电压测量误差:± 0.03V

REFLOW SOLDERING CHARACTERISTICS 回流焊特性

For Reflow Process 回流焊制程:

Preheating 预热 : 120°C~150°C±5°C, within 2 minutes. 2分钟

Operation heating 作业加热 : 260°C(Max.) within 10 seconds.(Max)

260°C(最高) within 10 seconds.(

最长) Gradual Cooling (Avoid quenching). 逐渐冷却(避免淬火)

Lead solder 有铅焊接		Lead-free solder 无铅焊接	
Pre-heat 预热	120-150 °C	Pre-heat 预热	150-200 °C
Pre-heat time 预热实际那	120 sec.Max.	Pre-heat time 预热实际那	120 sec.Max.
Peak Temperature 峰值温度	240 °C Max.	Peak Temperature 峰值温度	260 °C Max.
Soldering time condition 回流焊时间	10 sec.Max.	Soldering time condition 回流焊时间	10 sec.Max.

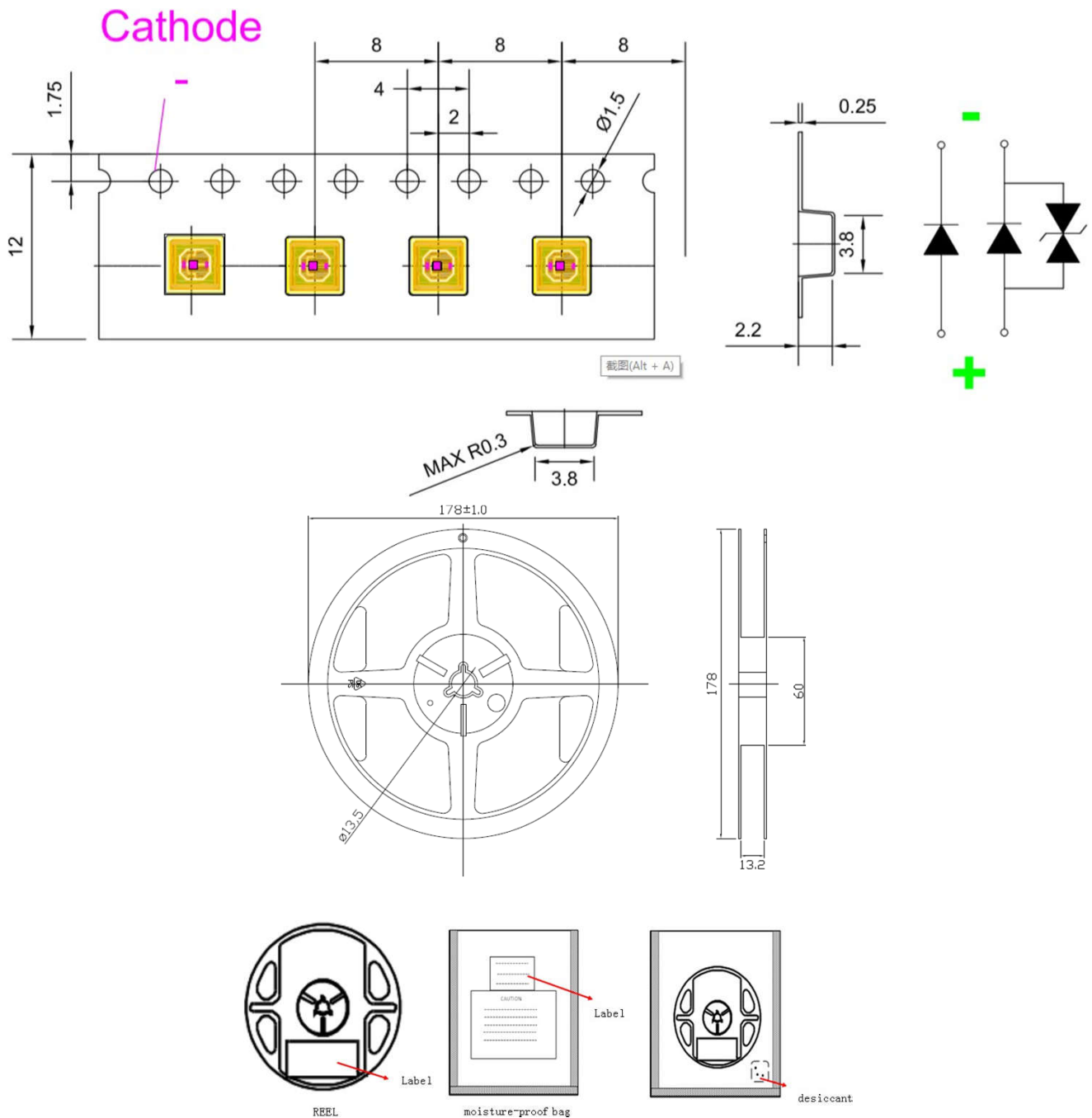
<p style="text-align: center;">Lead Solder</p>	<p style="text-align: center;">Lead-free Solder</p>
--	---

Notes注:

The encapsulated material of the LEDs is Glass . Therefore the LEDs have a fragile surface on the top of package. The pressure to the top surface will be influence to the reliability of the LEDs. Precautions should be taken to avoid the strong pressure on the encapsulated part. So when using the picking up nozzle, the pressure on the glass resin should be proper.

由于LED的封装材料是玻璃，led封装顶部表面是易碎的，顶部表面的压力会影响led的可靠性。应采取预防措施，以避免密封部件受到强大的压力。因此，在使用吸嘴时，应使玻璃表面的压力适中。

TAPE AND REEL 编带



Notes注:

- (1) Quantity : 1,000pcs/Reel
数量 : 1000pcs/卷
- (2) Cumulative Tolerance : Cumulative Tolerance/10 pitches to be $\pm 0.2\text{mm}$
累积公差:累积公差/10间距 $\pm 0.2\text{毫米}$
- (3) Adhesion Strength of Cover Tape : Adhesion strength to be 0.1-0.7N when the cover tape is turned off from the carrier tape at the angle of 10° to the carrier tape
盖带粘附强度:盖带反向拉,与载带角度为 10° ,拉力为0.1-0.7N
- (4) Package : P/N, Manufacturing data Code No. and quantity to be indicated on a damp proof Package.
包装 :品名,生产数据代码和数量须在防潮包装上注明

Reliability Test Items 可靠性测试项目

Test Items 测试项目	Test Duration 测试时长	Number of Damaged 不良数
Steady State Operating Life of High Temperature (HTOL) Ts=85°C, IF=Max 高温点亮稳态老化Ts=85°C, IF=最大值	1000hrs	0/20
Steady State Operating Life of Low Temperature (LTOL) Ta=-40°C, IF=Max 低温点亮稳态老化Ts=-40°C, IF=最大值	1000hrs	0/20
Pulse Wet Operating Life of High Temperature (PWHTOL) 高温高湿通断电老化 60°C/90%RH, IF30mins ON/30min OFF	500hrs	0/20
High Temperature Storage (HTS) 高温存储 80°C	1000hrs	0/20
Low Temperature Storage (LTS) 低温存储 -40°C	1000hrs	0/20
Thermal Shock (TS) -45°C~125°C 30min dwell 20sec transfer 冷热冲击-45°C 30min~125°C 30min , 转换时间20秒	100cycles	0/20
Solder Resistance (SR) 265°C, 3X MSL 阻焊测试 (3遍潮气敏感度试验后)	5sec	0/20
Solder Ability (SA) 245°C5sec, 95% coverage 可焊性 95%覆盖	5sec	0/11
Mechanical Shock (MS) 1500G 0.5msec pulse shock 机械冲击(MS) 1500G 0.5毫秒脉冲冲击	Each6 axis	0/6
Random Vibration (RV) 随机振动 6G RMS, 10-2000Hz, 10min	Per axis	0/6
Variable Vibration Frequency (VVF) 10-2000-10Hz, log or linear sweep rate, 20G for 1 min, 1.5mm each apply 3x per axis over 变频振动(VVF) 10-2000-10Hz , 对数或线性扫频, 20G, 1分钟 , 1.5mm , 每轴3遍以上	6hrs	0/6
Salt Spread (SS) 35°C, 30g/m2/day 盐雾试验35°C,30克/平方米/天	48hrs	0/11

Item 项目	Symbol 符号	Test Condition 测试条件	Criteria for Judgment 判定标准	
			Min. 最小	Max. 最大
Forward Voltage 正向电压	V _F	IF=Typical Current 典型电流		U.S.L x1.1
Radiant Flux 光功率	mW	IF=Typical Current	L.S.L x0.6	
peak wavelength 峰值波长	nm	IF=Typical Current		U.S.L x1.1

PRECAUTION FOR USE 使用注意事项

(1) This device should not be used in any type of fluid such as water, oil, organic solvent, etc. When washing is required, IPA should be used.

本器件不得用于水、油、有机溶剂等任何流体中。如需清洁，请使用异丙醇进行清洗。

(2) When the LEDs are illuminating, operating current should be decided after considering the ambient maximum temperature.

当LED发光工作时，应根据环境最高温度来确定工作电流。

(3) LEDs must be stored to maintain a clean atmosphere. If the LEDs are stored for 3 months or more after being shipped from TuoZhan, a sealed container with a nitrogen atmosphere should be used for storage.

LED储存环境须保持清洁。如果LED从拓展发货后需储存3个月或更长时间，则应使用氮气柜进行储存。

(4) The LEDs must be used within seven days after opening the moisture proof packing. Repack unused Products with anti-moisture packing, fold to close any opening and then store in a dry place.

LED须在打开防潮包装后七天内使用。用防潮包装重新包装未使用的产品，折叠以封住开口，然后存放在干燥的地方。

(5) The appearance and specifications of the product may be modified for improvement without notice.

产品外观及规格如有改进，恕不另行通知。

(6) This LED is sensitive to the static electricity and surge. It is recommended to use a wrist Band or anti-electrostatic glove when handling the LEDs.

LED对静电和浪涌很敏感。在处理LED时，建议使用防静电腕带或防静电手套。

(7) On manual soldering, a solder tip must be needed as grounded for usage. If over voltage which exceeds the absolute maximum rating is applied to LEDs, it will cause damage LEDs and result in destruction. Damaged LEDs will show some unusual characteristics such as leak current remarkably increase, turn-on voltage becomes lower and the LEDs get unlighted at low current.

手工焊接时，焊接头必须接地。如果对led施加超过绝对最大额定值的过电压，会对led造成损坏。损坏的led会出现一些不寻常的特性，如漏电流明显增加，接通电压降低，低电流时led不亮。

(8) Warm prompt "The UV damage eyes, Do not stare at the light source, And don't shine a light into someone's eyes"

温馨提示：“UV伤眼！不要盯着光源看，也不要光源照射别人的眼睛！”

